




22SC

Quadco's SC Models are designed with timber variety in mind. The 22SC's high accumulation capacity is perfect for eastern logs. The SC Models are made for efficient accumulation with the "Four Arms Up" design and extended tower for superior leverage when handling tall timber. Faster accumulation is easy with one cylinder per set of arms and a heavy-duty timing bar.



22SC

STANDARD CONFIGURATION

METRIC

IMPERIAL

WEIGHTS & DIMS.	Rotation 40° (<i>High Torque</i>)	2,783 kg	6,135 lbs
	Rotation 360° (<i>High Torque</i>)	3,019 kg	6,820 lbs
	Height	2,946 mm	116"
	Width	1,562 mm	61.5"
	Depth	1,607 mm	63.25"
	Maximum Throat Opening	1,181 mm	46.5"
	Maximum Throat Opening @ Teeth	1,067 mm	42"
	Accumulation Area (<i>Over Blade</i>)	0.51 m ²	5.5 ft ²
DISC	Cutting Capacity	546 mm	22.7"
	Tip-to-Tip Diameter	1,372 mm	54"
	Rated Saw Speed	1,200 rpm	
	Number of Teeth	22	
	Saw Kerf	51 mm	2"
	Weight (<i>Holders & Teeth Varies Depending on Disc</i>)	293 kg	645 lbs
	Style (<i>One Piece or Segmented</i>)	Both	
HYD.	Grab Arms	1 Cylinder	
	Accumulating Arms	1 Cylinder	