





7320-HT

The Quadco 7320 High Capacity Shear Head will optimize your operation with an innovative design that boasts features like patent-pending multi-junction accumulating arms and customizable knife thickness. A compact build makes for better maneuverability while a centered bundle load greatly reduces twisting stress. With 20" soft wood cuts and 16" hard wood cuts, this redesigned model is made for smooth operating.



7320-HT

STANDARD CONFIGURATION

METRIC

IMPERIAL

WEIGHTS & DIMS.	Height	2,489 mm	98"
	Depth (<i>Closed, Main Frame</i>)	1,308 mm	51.5"
	Depth (<i>Open, Outside Guard</i>)	1,499 mm	59"
	Boom Mount Model	1,803 mm	71"
	Accumulation Area	0.68 m ²	7.3 ft ²
	Shear Knives Thickness	25 mm	1"
	Shear / Sweep Arm Closing Time	76 mm	3"
HYD.	Hydraulic Flow	303 lpm	80 gpm
	Arm Cylinders	303 lpm	80 gpm
	Rotor 360 degree	57 – 67 lpm	15 – 20 gpm
	Hydraulic Pressure Recommended	252 bar	3,650 psi
CUTTING CAPACITY	Optional 40-deg	3,628.74 kg	8,000 lbs
	Optional 360-deg	3,633 kg	8,009 lbs
	Drive-to-Tree (DT)	227 kg	500 lbs